



10641 Highway 36
Covington, GA
30014

www.sunbeltbuilders.com



t 770.786.3031
f 770.786.3046

Senior Services Enrichment Center

Todd Young Plumbing
1137 Brett Drive
Conyers, GA 30094
ph: 770-860-1005
Todd Young
toddyoung@toddyoungplumbing.com

22-0000 Plumbing As-built

ARCHITECT



CONSULTANT

PLUMBING PLAN - SEWER

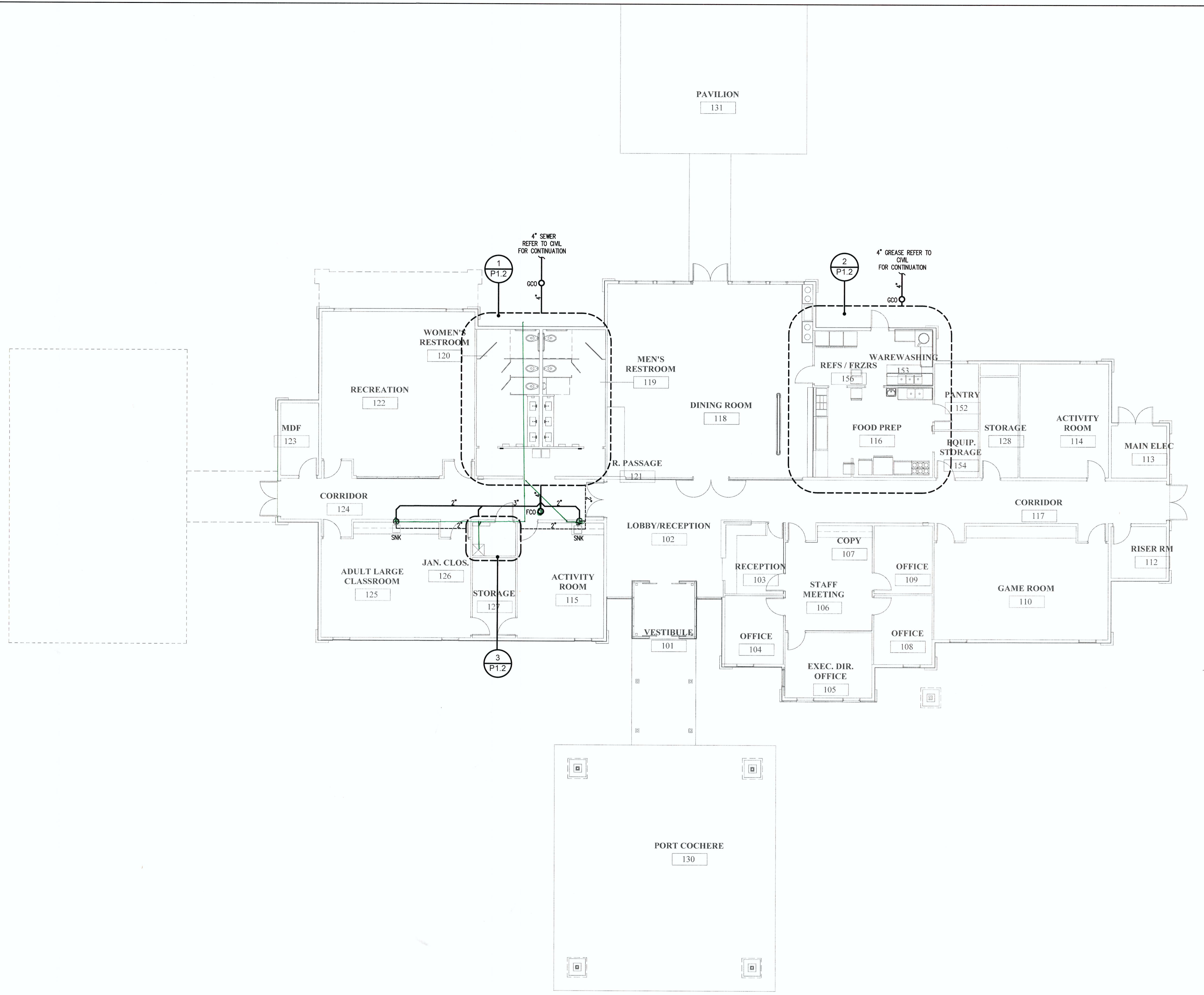
**New Facility
Newton County Enrichment
Center**

Richard Chapel Road
Covington, Georgia

JOB NO.:	2309
DRAWN BY:	GM
CHECKED BY:	GM
DESCRIPTION:	SCH-REVIEW
DATE:	02.12.24
DESCRIPTION:	DD-REVIEW
DATE:	03.11.24
DESCRIPTION:	CD-REVIEW
DATE:	03.25.24
DESCRIPTION:	BID & CONSTRUCTION
DATE:	04-04-24/07.03.2024 VE

1	
2	
3	
4	
5	
6	
7	

THESE DRAWINGS ARE THE PROPERTY OF GM ARCHITECT AND ARE NOT TO BE REPRODUCED OR REUSED WITHOUT PERMISSION AND CREDIT
COPYRIGHT: © 2024



1 OVER ALL PLUMBING PLAN - SEWER
SCALE: 1/8"=1'-0"


ALPHA BLDG SET 09-04-2024

GM

Architect

102 Sammy Court
WARNER ROBINS, GEORGIA 31088
gary@gmarchitectllc.net
(478)-365-8976

ARCHITECT



169 New Street, Macon, GA 31201
(478)741-4632 - T.E. project # 24-019
www.totalengineers.com

CONSULTANT



STAMP INVALID UNLESS SIGNED

New Facility Newton County Enrichment Center

Richard Chapel Road
Covington, Georgia

PLUMBING PLAN - WATER

JOB NO.:	2309
DRAWN BY:	GM
CHECKED BY:	GM
DESCRIPTION:	SCH-REVIEW
DATE:	02.12.24
DESCRIPTION:	DD-REVIEW
DATE:	03.11.24
DESCRIPTION:	CD-REVIEW
DATE:	03.25.24
DESCRIPTION:	BID & CONSTRUCTION
DATE:	04-04-24/07.03.2024 VE

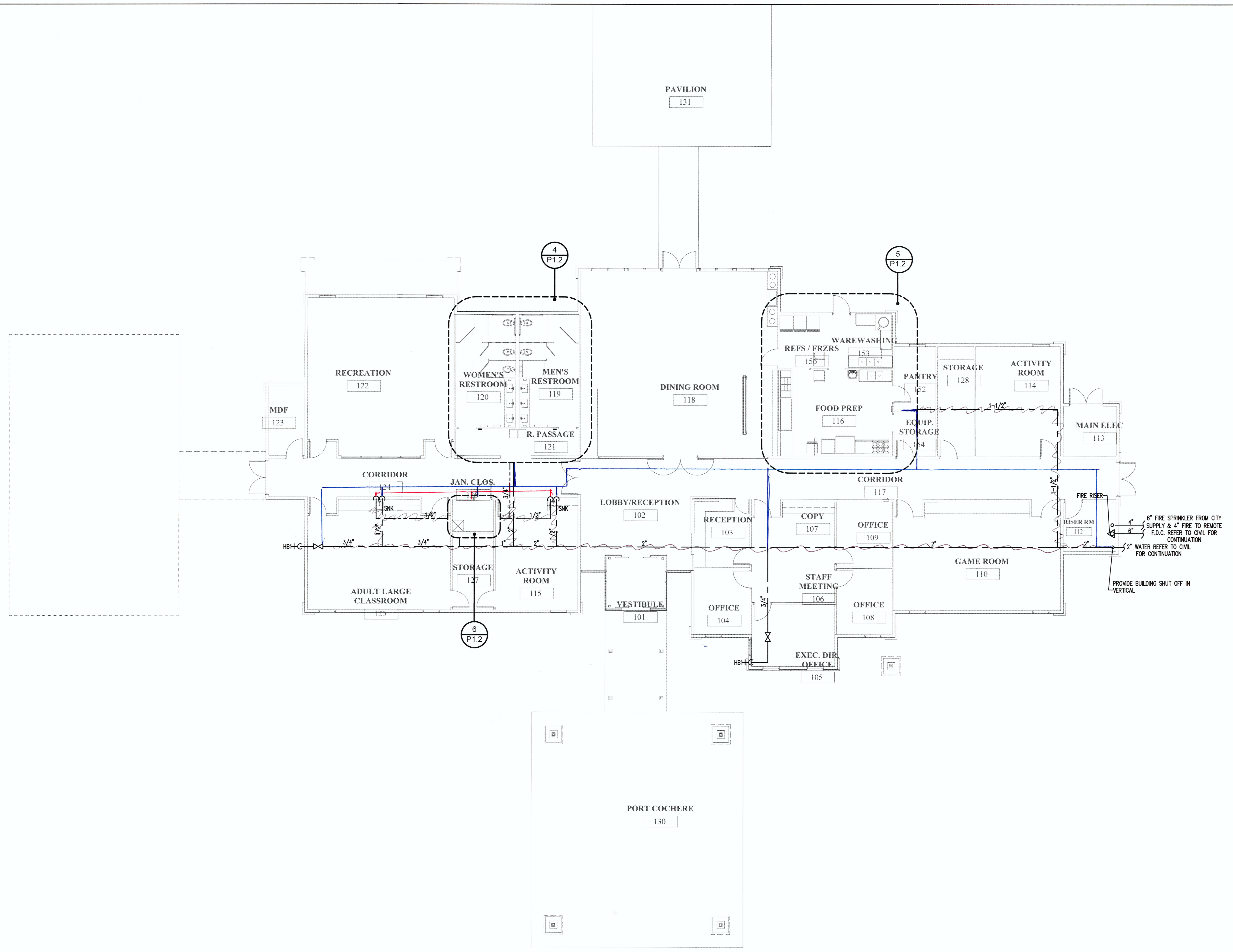
REVISIONS:	
1	
2	
3	
4	
5	
6	
7	

THESE DRAWINGS ARE THE PROPERTY OF GM ARCHITECT AND ARE NOT TO BE REPRODUCED OR REUSED WITHOUT PERMISSION AND CREDIT
COPYRIGHT: © 2024

SHEET

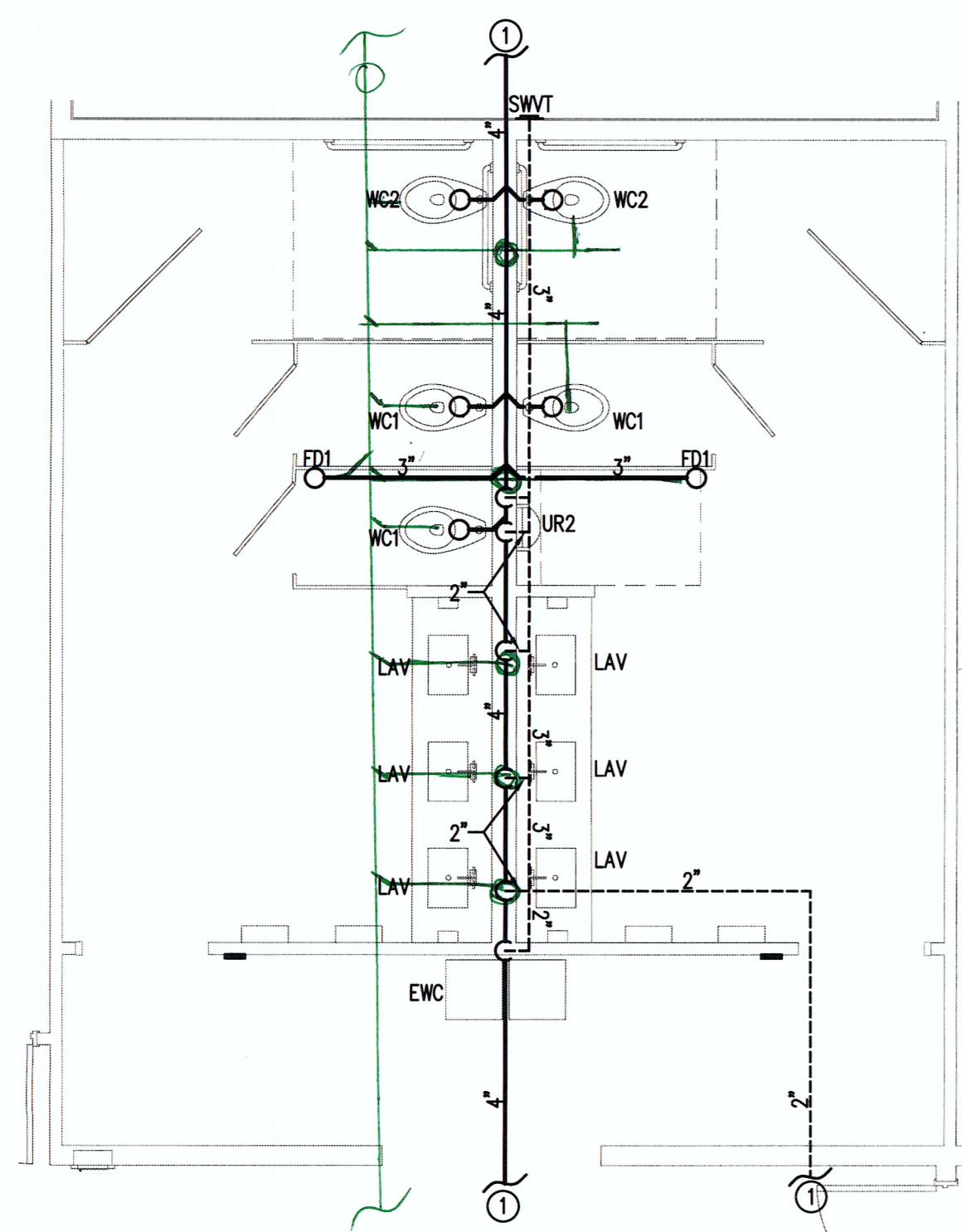
P1.1

OF

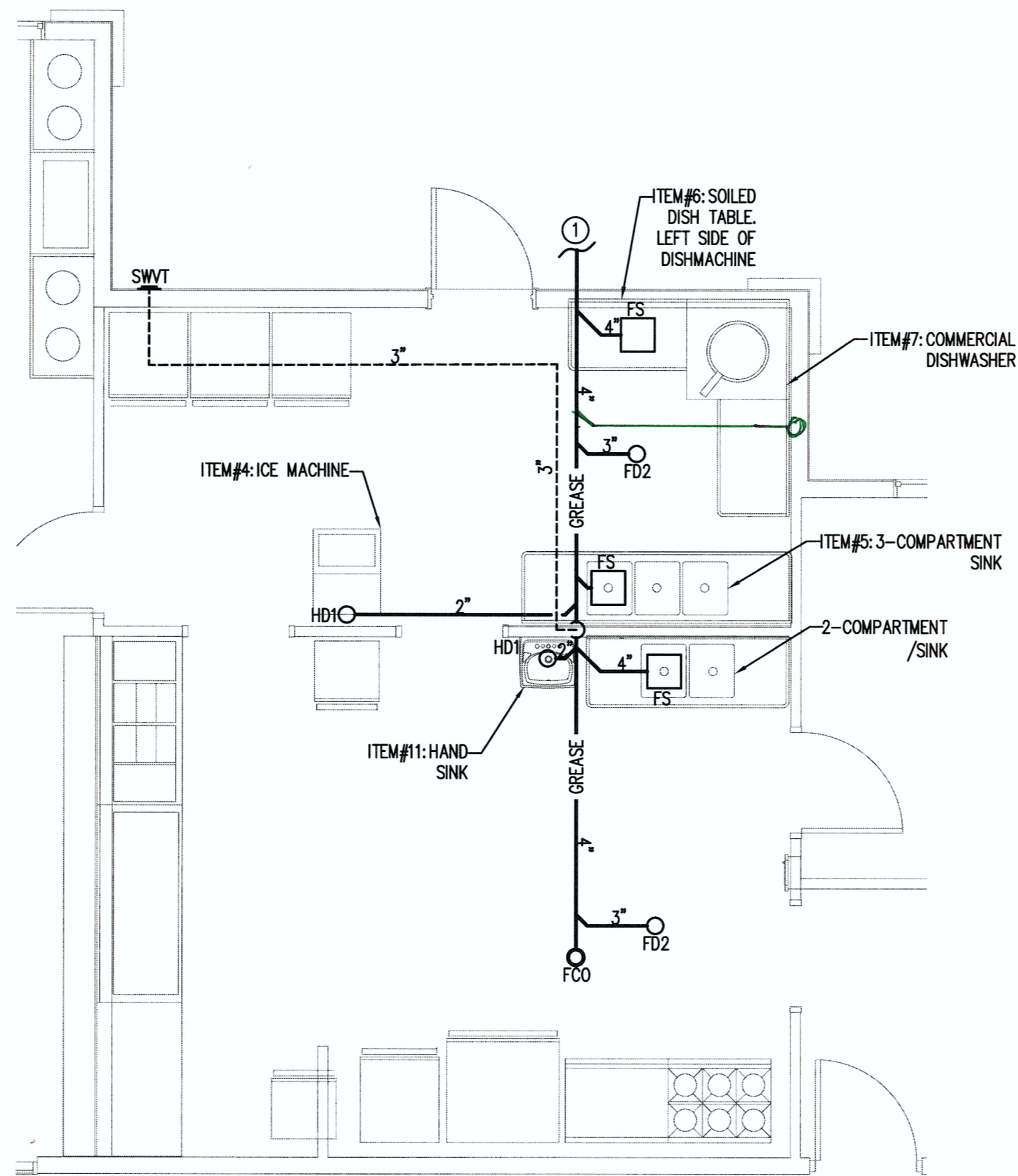


1 OVERALL PLUMBING PLAN - WATER
SCALE: 1/8"=1'-0"

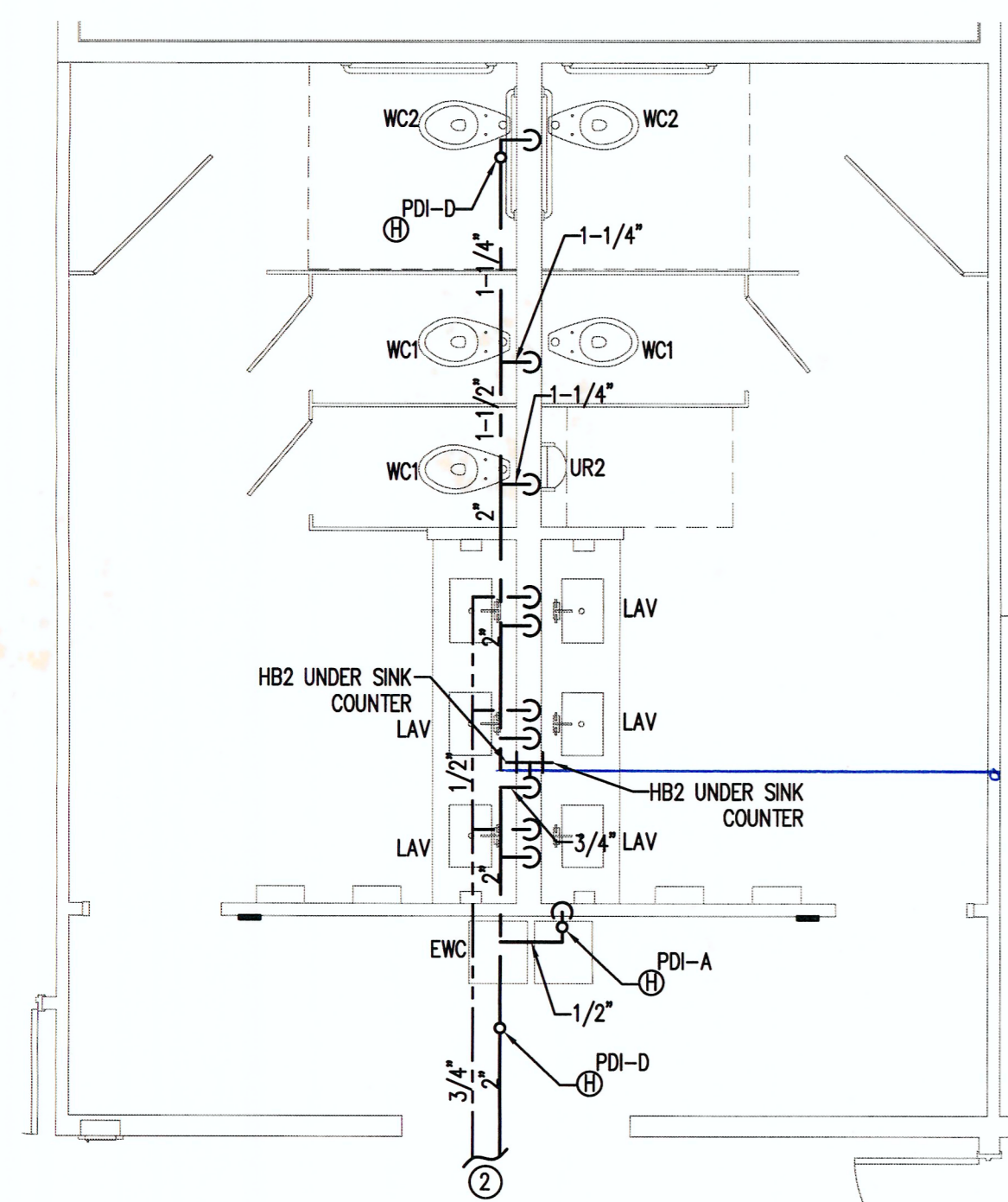
ALPHA BLDG SET 09-04-2024



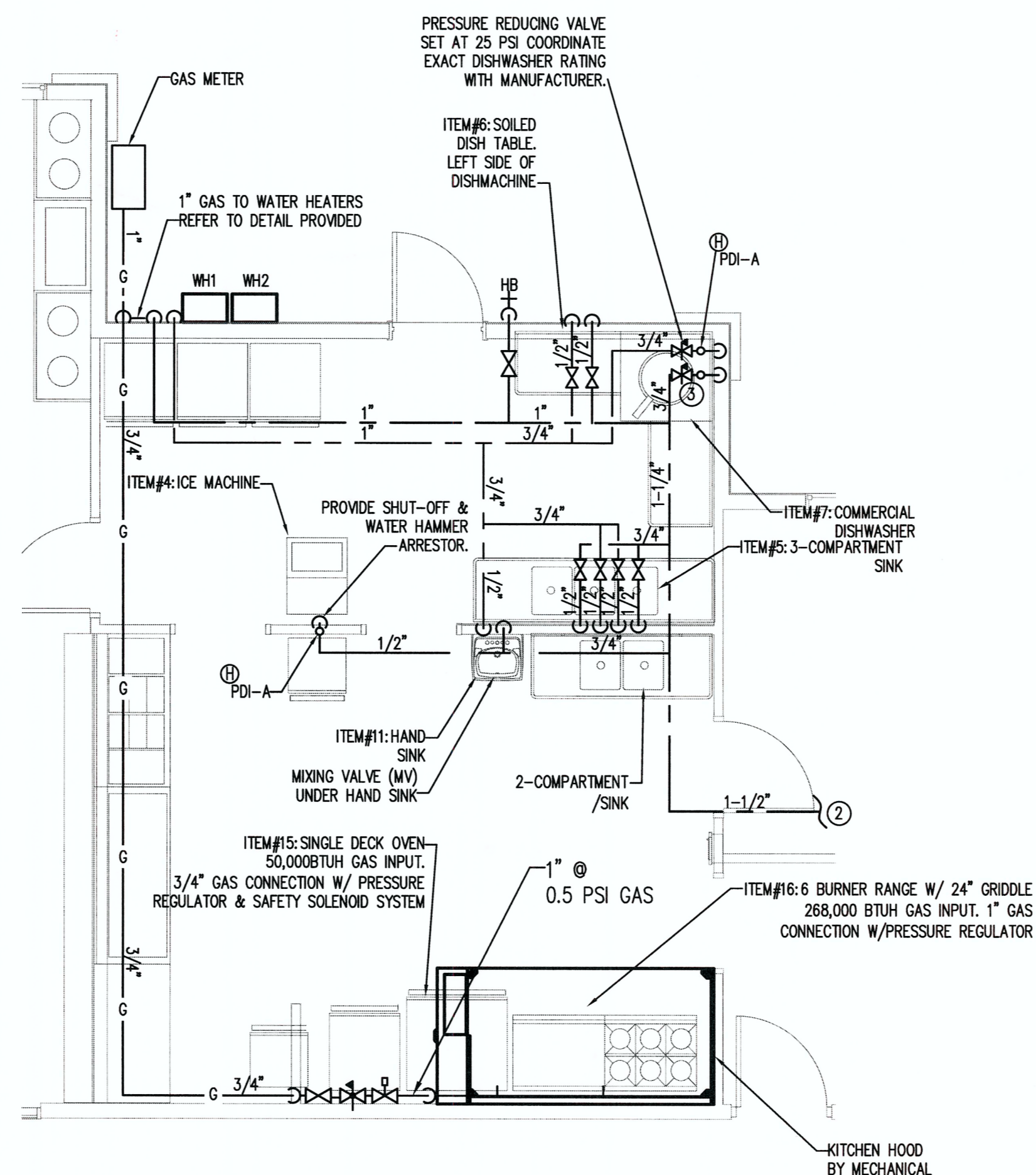
1 ENLARGED BATHROOM AREA PLUMBING PLAN -SEWER
SCALE: 1/4"=1'-0"



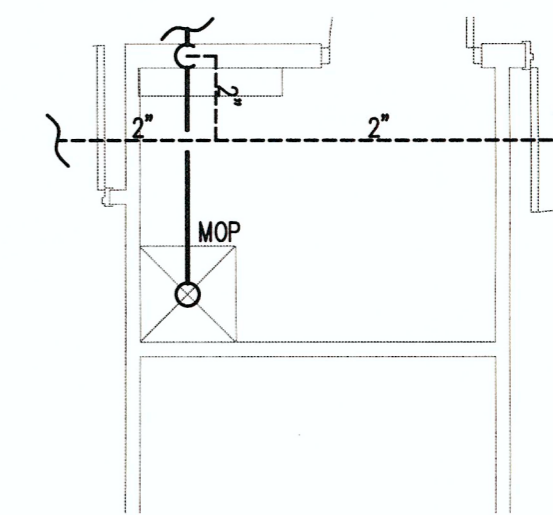
2 ENLARGED KITCHEN AREA PLUMBING PLAN -SEWER
SCALE: 1/4"=1'-0"



4 ENLARGED BATHROOM AREA PLUMBING PLAN -WATER
SCALE: 1/4"=1'-0"



5 ENLARGED KITCHEN AREA PLUMBING PLAN -WATER
SCALE: 1/4"=1'-0"



3 ENLARGED PLUMBING PLAN -SEWER
SCALE: 1/4"=1'-0"

GAS NOTES:

TOTAL GAS LOAD IS 716,000 BTUH. NATURAL GAS SYSTEM PRESSURES WITHIN BUILDING: PRIMARY PRESSURE IS 2.0 PSIG, AND IS REDUCED TO SECONDARY PRESSURE OF 0.5 PSIG AT INDIVIDUAL POINTS OF USE.

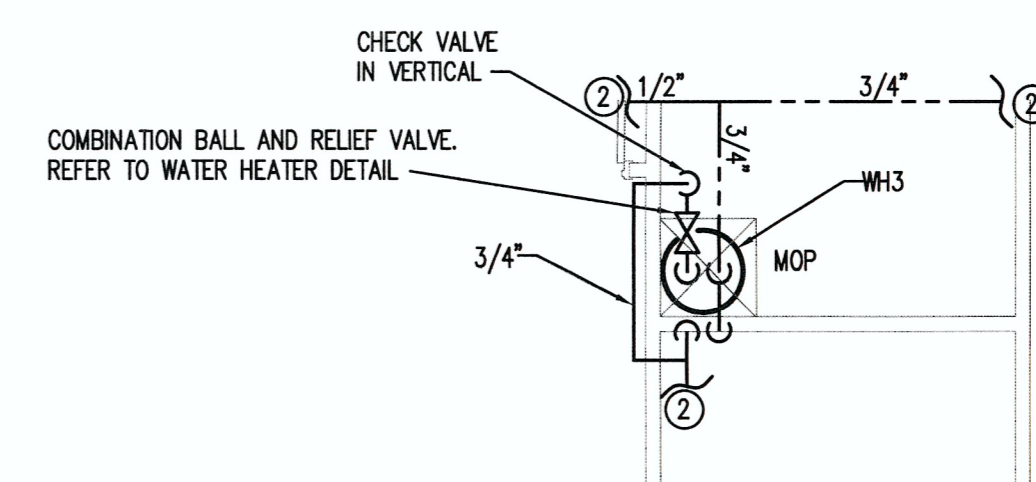
GAS LOAD:
199,000 BTUH WH1 WATER HEATER
199,000 BTUH WH2 WATER HEATER
50,000 BTUH ITEM#15: SINGLE DECK OVEN
268,000 BTUH ITEM#16: 6 BURNER RANGE WITH GRIDDLE
716,000 BTUH: TOTAL GAS LOAD

KITCHEN EQUIPMENT NOTES:


PLUMBER IS TO FURNISH AND INSTALL ALL NECESSARY VALVES, TRAPS, TAIL PIECES, LINE STRAINERS, WATER PRESSURE REDUCING VALVES AND VACUUM BREAKERS AND CONNECT ALL WATER, WASTE, AND VENT LINES TO KITCHEN EQUIPMENT. CONNECT TO KITCHEN EQUIPMENT THROUGH INDIVIDUAL WATER FILTERS WHEN REQUIRED BY EQUIPMENT MANUFACTURER. USE FLEXIBLE STAINLESS STEEL LINES WITH QUICK DISCONNECT CONNECTIONS. VERIFY WITH OWNERS REPRESENTATIVE EXACT LOCATION OF EQUIPMENT AND PLUMBING ROUGH IN SIZES, LOCATIONS, AND REQUIREMENTS.

KEY NOTES (THIS SHEET ONLY):

- 1 REFER TO P1.0 FOR CONTINUATION.
- 2 REFER TO P1.1 FOR CONTINUATION.
- 3 COLD WATER LINE TO DISHWASHER FOR AN OPTIONAL COLD WATER CONNECTION PER MANUFACTURER'S DATA SHEET.



6 ENLARGED PLUMBING PLAN -WATER
SCALE: 1/4"=1'-0"



JOB NO.:	2309
DRAWN BY:	GM
CHECKED BY:	GM
DESCRIPTION:	SCH-REVIEW
DATE:	02.12.24
DESCRIPTION:	DD-REVIEW
DATE:	03.11.24
DESCRIPTION:	CD-REVIEW
DATE:	03.25.24
DESCRIPTION:	BID & CONSTRUCTION
DATE:	04-04-24/07.03.2024 VE
REVISIONS:	

1
2
3
4
5
6
7

THESE DRAWINGS ARE THE PROPERTY OF GM ARCHITECT AND ARE NOT TO BE REPRODUCED OR REUSED WITHOUT PERMISSION AND CREDIT.
COPYRIGHT: © 2024

SHEET

P1.2

OF