



10641 Highway 36  
Covington, GA  
30014

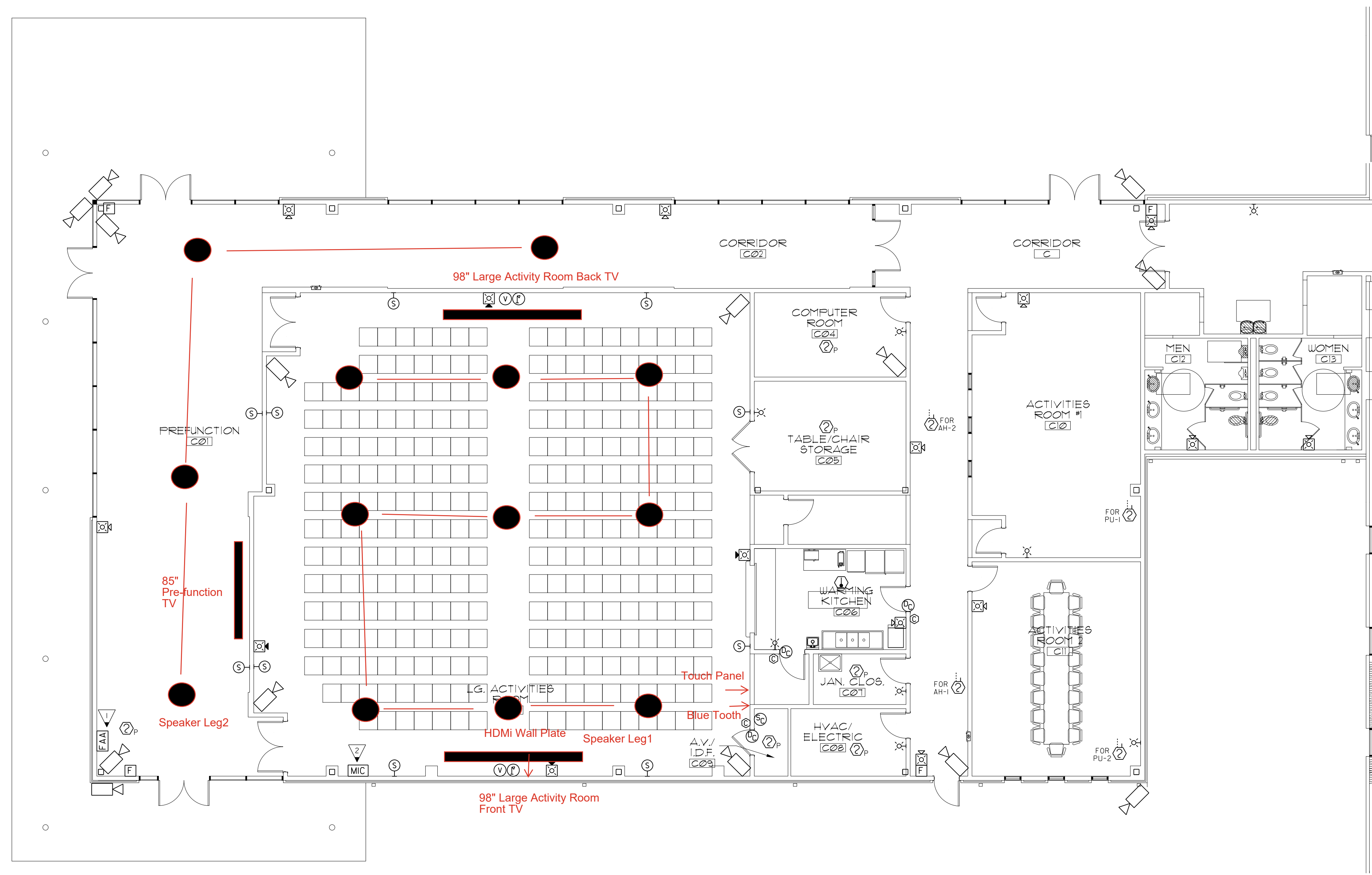
[www.sunbeltbuilders.com](http://www.sunbeltbuilders.com)

t 770.786.3031  
f 770.786.3046

## Newton County – R.L. Cousins Center

TechOptics, Inc.  
463 Bankhead Hwy.  
Winder, GA 30680  
ph: 770-867-1777  
Chad Maynard  
[chad@techoptics.net](mailto:chad@techoptics.net)

27-2000 AV As-built




**KEYED NOTES:** (THIS SHEET ONLY)

- ▶ FIRE ALARM ANNUNCIATOR MUST BE FLUSH MOUNTED.
- ▶ COORDINATE EXACT LOCATION OF REMOTE VOICE EVACUATION MICROPHONE WITH OWNER AND LOCAL JURISDICTION PRIOR TO ROUGH-IN.

- FIRE ALARM SUBCONTRACTOR SUBMITTAL REQUIREMENTS TO AUTHORITY HAVING JURISDICTION:
- IN ACCORDANCE WITH CHAP. 7, NFPA 72 THE FOLLOWING LIST REPRESENTS THE MINIMUM DOCUMENTATION REQUIRED BY THE AUTHORITY HAVING JURISDICTION FOR ALL FIRE ALARM SYSTEMS:
1. THE PRINTED NAME, SIGNATURE AND COPY OF CURRENT GEORGIA LICENSE OF THE LOW-VOLTAGE CONTRACTOR WHO IS SUBMITTING THE FIRE ALARM PLANS FOR REVIEW AND WHO WILL BE RESPONSIBLE FOR INSTALLATION.
  2. WRITTEN NARRATIVE PROVIDING INTENT AND SYSTEM DESCRIPTION.
  3. A FIRE ALARM RISER DIAGRAM.
  4. A FLOOR PLAN LAYOUT WITH ROOM NAMES, DOOR LOCATIONS, FIXTURES (DRAWN TO SCALE) SHOWING LOCATION OF ALL DEVICES AND CONTROL EQUIPMENT. DEVICES AND EQUIPMENT SHOWN ON DRAWINGS IS THE MINIMUM REQUIRED. PROVIDE ALL ADDITIONAL DEVICES AND EQUIPMENT AS REQUIRED TO MEET ALL NFPA, IBC, GEORGIA STATE AND LOCAL CODES.
  5. THE FIRE ALARM SYSTEM WIRING LAYOUT DESIGN WHICH INCLUDES THE GAUGE(S) OF WIRING INSTALLED.
  6. THE SEQUENCE OF OPERATION IN EITHER INPUT/OUTPUT MATRIX OR NARRATIVE FORM.
  7. EQUIPMENT TECHNICAL DATA SHEETS FOR ALL COMPONENTS SPECIFIED IN THE FIRE ALARM SYSTEM DESIGN.
  8. MANUFACTURERS PUBLISHED INSTRUCTIONS, INCLUDING OPERATION AND MAINTENANCE INSTRUCTIONS.
  9. BATTERY CALCULATIONS.
  10. A SET OF NAC VOLTAGE DROP/LOAD CALCULATIONS.
  11. SPEAKER WATTAGES AND DECIBEL RATINGS FOR BOTH HORN ALARM AND VOICE EVACUATION SYSTEM COMPONENTS (IF APPLICABLE).
  12. THE CANDELA RATING SHOWN FOR DRAWINGS FOR EACH STROBE/VISUAL DEVICE AND EACH ILLUMINATED EMERGENCY EXIT SIGN FIRE ALARM SYSTEM MUST COMPLY WITH THE GEORGIA ACCESSIBILITY CODE (120-3-20), LIFE SAFETY CODE (NFPA 101) AND THE NATIONAL FIRE ALARM CODE (NFPA 72).

**COMMUNITY BUILDING PLAN - FIRE ALARM, SOUND, & SECURITY**  
 SCALE: 1/8"=1'-0"

PROVIDE ALL BRANCH CIRCUIT CONDUIT/CONDUCTORS AS NECESSARY TO CONNECT ALL DEVICES SHOWN ON THE CIRCUIT. PROVIDE DEDICATED NEUTRALS FOR ALL CIRCUITS. (STRIPED NEUTRAL WITH PHASE COLOR STRIPING)



**ELECTRICAL DESIGN CONSULTANTS, INC.**  
 175 NEW ST., STE. 1  
 MACON, GA 31201  
 EDC-124004

**SUNBELT**  
 BUILDERS  
 10641 HWY. 36, CONNINGTON, GA 30014, TEL: 770.786.3031

Client:  
**R. L. COUSINS CENTER**  
 NEWTON CO. BOC RFP #24-04  
 8134 GEIGER STREET, N.W.  
 COVINGTON, GEORGIA.

Issue	Date	Initiated By	Revision Description
06-27-24	TAW	FOR CONSTRUCTION	

Project No.: 2023012  
 Drwg. Date: 06/27/24  
 Drwg. Revision:  
 Drawn By: TAW  
 Checked By: JHM  
 File Name:

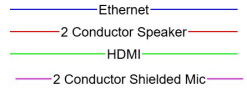
Sheet Title:  
**COMMUNITY BUILDING PLAN - FIRE ALARM, SOUND & SECURITY**

Sheet No.:  
**E-4.1**

PHASE 2

# RL Cousins Community Center AV System

Key



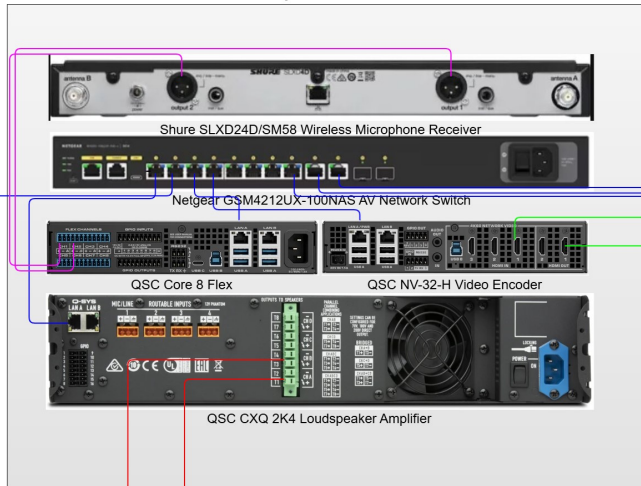
Large Activity Room Rear Wall



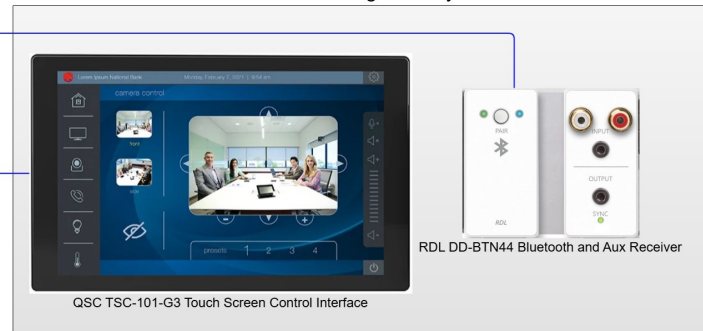
Pre Function Display Wall




Community Center MDF Rack



Wall-Mounted Location in Large Activity Room Near MDF



Ceiling Mounted



Large Activity Room Front Wall

