

CONSULTANTS:

Issued For  
BULLETIN  
10/10/2022  
www.ssoe.com

SEAL ON THIS DOCUMENT AUTHORIZED BY:

APPLY STAMP IN  
BLUEBEAM

PROJECT INFORMATION:

**BROWNFIELD  
MODIFICATIONS**

CLIENT INFORMATION:



**ASCEND  
ELEMENTS**  
ASCEND  
ELEMENTS  
9172 INDUSTRIAL DR NE  
COVINGTON, GA  
30014

CLIENT PROJECT NO: XXX-XXXXX-XX

E	10/10/22	BULLETIN 3 - PKG 11E01
D	08/06/22	BULLETIN 1 - PKG 11E01
C	05/03/22	FOR CONSTRUCTION - PKG 11E01
B	04/28/22	FOR PERMIT - PKG 11E01
A	03/15/22	ISSUED FOR CONSTRUCTION
NO.	DATE	SUBJECT
REVISION OR ISSUE		

**SSOE, Inc.**  
1001 Madison Avenue  
Tomball, TX 77364  
T: (419) 255-3830

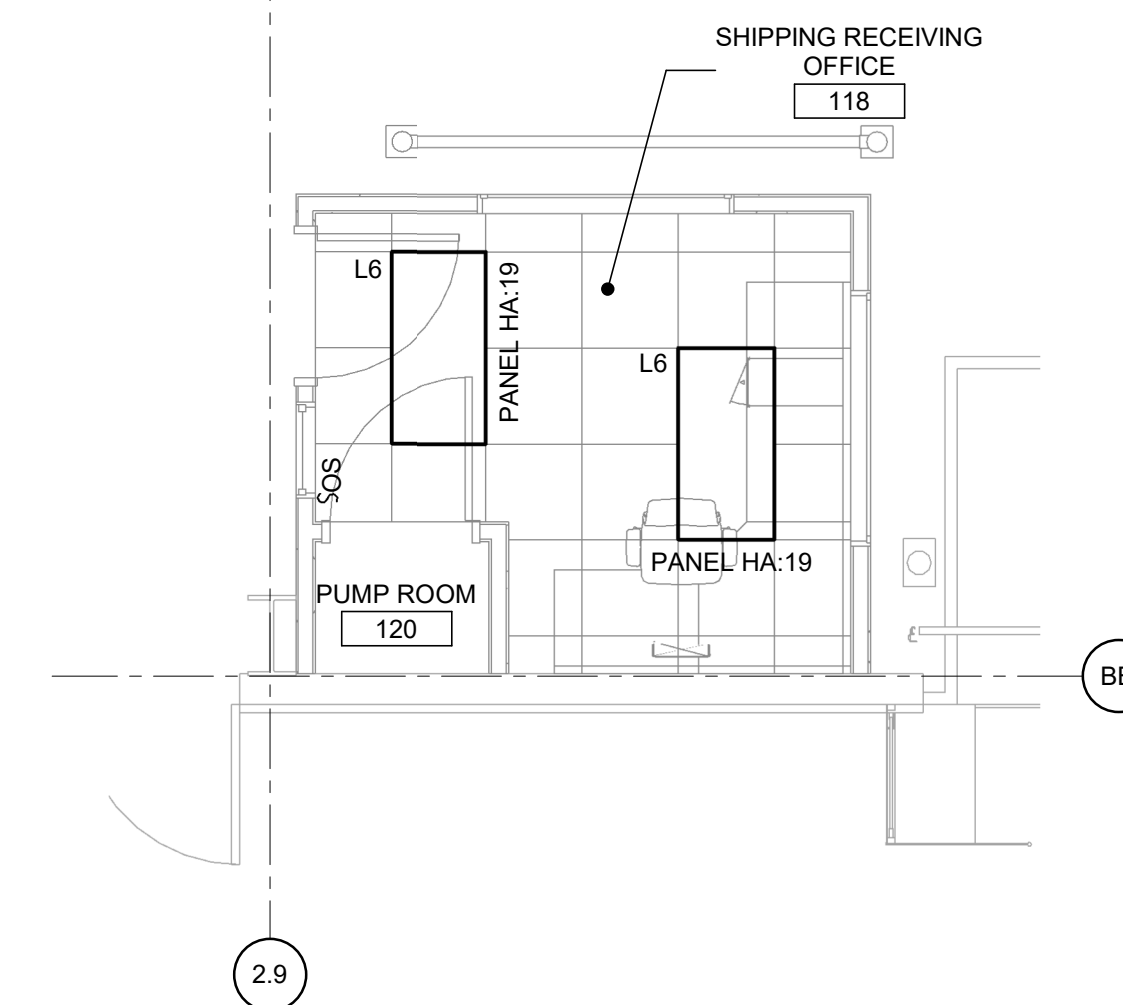
PROJECT NO: 021-01975-00  
PROJECT MANAGER: R. FOX  
DESIGNED: D. WOODS  
CHECKED: F. ROWE

DRAWING TITLE:  
**ENLARGED LIGHTING  
PLANS**

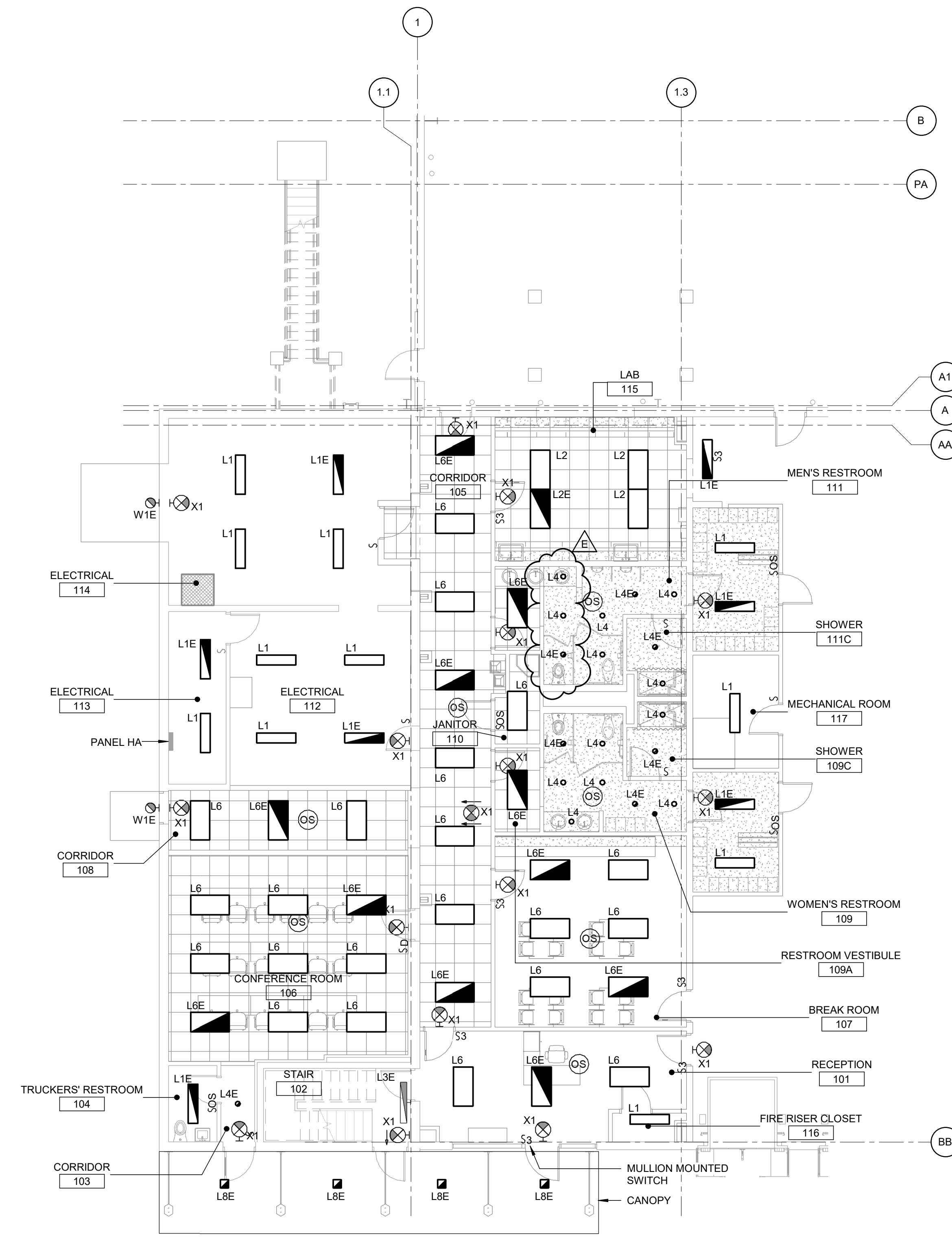
DRAWING NO:  
**EL-400**

**GENERAL NOTES:**

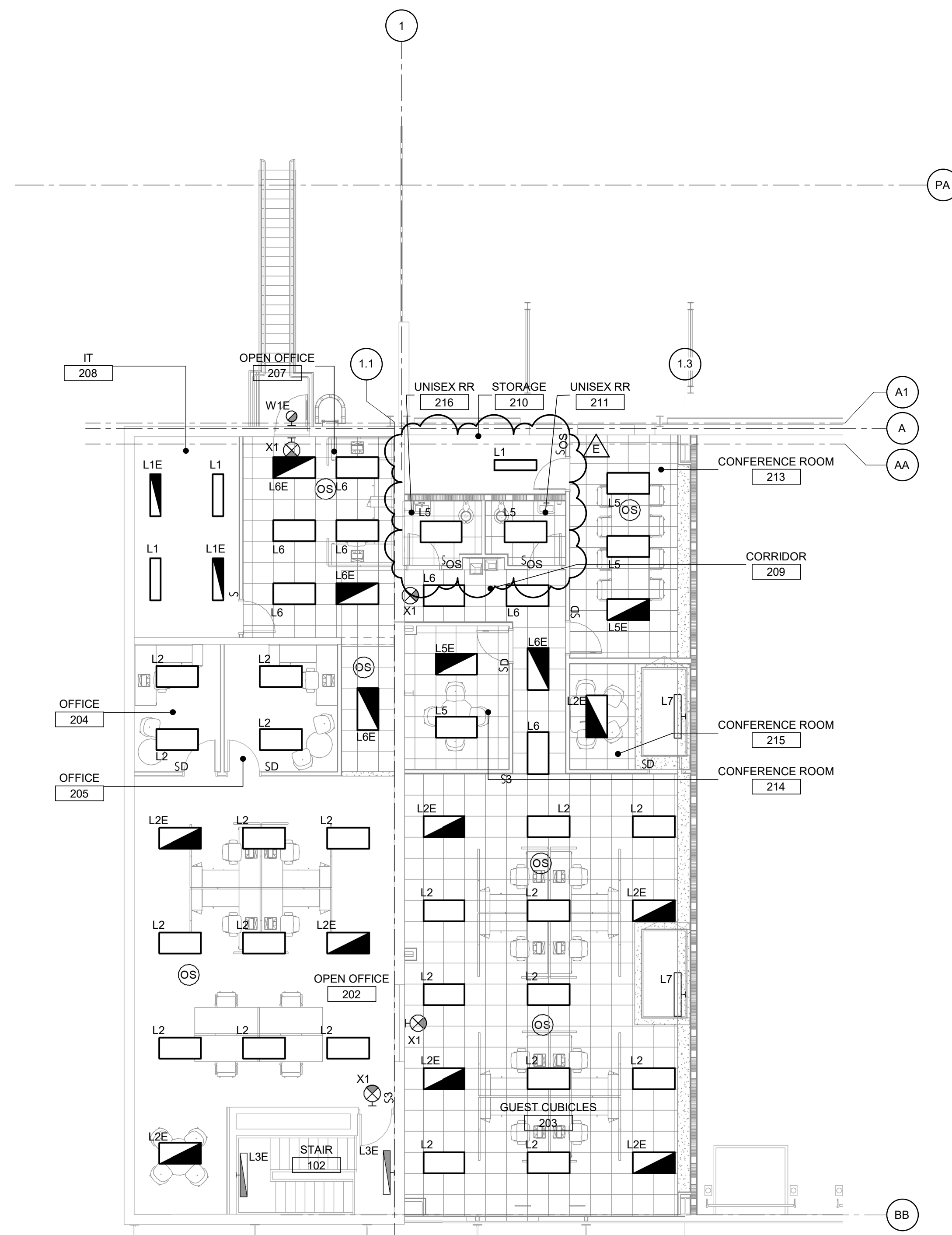
- A. REFER TO ARCHITECTURAL REFLECTED CEILING PLANS FOR EXACT LOCATION OF ALL LIGHTING FIXTURES UNLESS NOTED OTHERWISE.
- B. REFER TO THE LIGHTING FIXTURE SCHEDULE ON DRAWING EL-600.
- C. LIGHT SWITCHES SHALL BE GROUPED UNDER ONE COMMON FACEPLATE WHERE MORE THAN ONE LIGHT SWITCH IS INDICATED TO BE INSTALLED AT THE SAME LOCATION.
- D. ALL LIGHTING BRANCH CIRCUIT WIRING SHALL BE 2#12, 1#12GND IN 3/4" C UNLESS NOTED OTHERWISE.
- E. ALL NIGHT LIGHT AND EXIT SIGNS SHALL BE UNCONTROLLED AND CONNECTED AHEAD OF THE LOCAL LIGHTING CONTROLS.
- F. ALL CONDUITS INSTALLED IN FINISHED AREAS SHALL BE ROUTED CONCEALED UNLESS NOTED OTHERWISE.
- G. ALL EXIT SIGN FIXTURES ARE TYPE 'X1' UNLESS NOTED OTHERWISE.
- H. PROVIDE PHOTOCELL CONTROL FOR TYPE 'L8E' FIXTURES.



**ENLARGED FIRST FLOOR PLAN  
- SHIPPING AND RECEIVING  
OFFICE - LIGHTING**  
SCALE: 1/4" = 1'-0" NOTE-1



**ENLARGED FIRST FLOOR PLAN  
- OFFICE - LIGHTING**  
SCALE: 1/8" = 1'-0" NOTE-1



**ENLARGED SECOND FLOOR  
OFFICE PLAN - LIGHTING**  
SCALE: 1/8" = 1'-0" NOTE-2